Jainson

Switchgear & Panel Accessories

MAIN SWITCHES

KIT KAT FUSE

CHANGE OVER SWITCHES

BUS BAR CHAMBER

PLUG & SOCKET, A.C. BOX

H.R.C. FUSE LINK

DOL MOTOR STARTER TYPE : JSP-1

CONTROL & SIGNALLING DEVICES 22.5Ø

INTRODUCTION

JAINSON switchgear started its business activity in 1971 with manufacturing of iron clad main switches. It passed through all the stages of business. JAINSON takes the pride in its commitment to maintain leadership in manufacturing of cable terminal ends, crimping tools & whole range of switchgear products by providing services through 250 dealers and 100 oems

Entry of global players into the field of manufacturing electrical components in India would make journey of the group very competitive, innovative, imaginative in the field of industrial manufacturing, management would be the key word to face the international competition.

JAINSON is ready for such challenges. god willing group will become winners in the years to come

New plans: To manufacture the whole range of MCBS

KIT KAT FUSE

Fuse base & carrier both rewirable type are manufactured from high grade vitreous porcelain.

- Rewirable pattern carriers of the same rating are interchangeable on the same base.
- Fuse units are available in two types:

TYPE A - Providing for busbar, connection at one end & cable termination at other.

TYPE B - Providing for cable connection at both ends.

- All non-ferrous metal component are electroplated
- Fuse carrier are designed for standard.Rewirable fuse units comply with RTC

AMPS	TYPE
16Amp x 240 V.	KIT KAT FUSE
32Amp x 240 V.	KIT KAT FUSE
16Amp x 240 V.	KIT KAT FUSE
32Amp x 415 V.	KIT KAT FUSE
63Amp x 415 V.	KIT KAT FUSE
100Amp x 415 V.	KIT KAT FUSE
63 Amp x 415 V.	EXCEL TYPE
100 Amp x 415 V.	EXCEL TYPE
200 Amp x 415 V.	EXCEL TYPE

CHANGE OVER SWITCHES

A comprehensive range of **Off Load Changeover Switches** with side handle operation find wide application in all general industries where individual system require safe and reliable transfer of power from main supply to standby supply and vice-versa.

Off Load Changeover Switches are supplied in sheet steel enclosure, side operated with three stable positions; I-O-II, (centre-off position).

SPECIFICATION :

Fully tested &approved by RTC

FEATURES :

Suitable for individual mounting, inner mounting holes and mounting brackets provided in enclosures.

Sheet steel enclosure duly phosphatised and powder painted for longer life.

Provision for door interlocking.

Termination suitable for Aluminium cables, adequate knockouts provided in the enclosure for cable entry.

RANGE :

32A , 240V in double pole version

32A , 100A, 415V in three pole version

16A , 2000V 415V in four pole version

AMPS	POLE		
16Amp x 415 V.	2 POLE	3 POLE	4 POLE
32Amp x 415 V.	2 POLE	3 POLE	4 POLE
63Amp x 415 V.	2 POLE	3 POLE	4 POLE
100Amp x 415 V.	------	------	4 POLE
200Amp x 415 V.	------	------	4 POLE
300Amp x 415 V.	------	------	4 POLE

BUS BAR CHAMBER

FEATURES

Sheet Steel enclosures with best quality powder coating. The housing go through a rigorous anti - rust conditioning with seven tank system to ensure smooth and lasting finish against corrosive / humid atmosphere.

Knock outs are provided at the top and bottom side of the Switches to facilitate cable connection from any side.

Provided earthing with two external terminals to ensure complete earthing.

Busbar connector strips are made of electrolytic copper

RANGE :

60 AMP TO 300 AMPS

AMP	SIZE		
63 AMP	15 X 12 X 4	------	------
100 AMP	15 X 12 X 4	24 X 16 X 6	36 X 16 X 6
200 AMP	------	24 X 16 X 6	36 X 16 X 6
300 AMP	------	24 X 16 X 6	36 X 16 X 6

METAL CLAD PLUG & SOCKET, AC BOX

Metal clad Plug & Socket are designed for heavy duty industrial applications with a view to provide better safety to installation & equipment. They are suitable for humid and dusty / corrosive atmosphere. These can be used for a wide variety of domestic, commercial and industrial applications.

FEATURES :

Finger protection from accidental contact with plug pins by provision of an over hang around the pins of the plug.
Provision of protective cap / cover for Socket when not in use.
Contact tubes of socket deeply recessed to prevent finger contact.
Provision of scraping earth. The earth connection makes first & breaks last.
Visible earth terminal for ease of checking earth connection.
Rubber cable guard in the plug for protection of incoming flexible cable.
Non reversible i.e. different circuits cannot be accidentally interconnected

SPECIFICATION :

Fully tested & approved by RTC

RANGE :

3 Pin, 10A & 20A for single phase (2P + E) configuration
4 Pin, 20A & 30A for three phase (3P + E) configuration

10Amps 250V TWO POLE & SCRAPING EARTH
20Amps 250V TWO POLE & SCRAPING EARTH
20Amps 440V THREE POLE & SCRAPING EARTH
30Amps 440V THREE POLE & SCRAPING EARTH

20Amps 250V TWO POLE AC BOX
20Amps 440V THREE POLE AC BOX
30Amps 440V THREE POLE AC BOX

ULTRA FUSES (HT - BOLTED / BS - HRC FUSE LINK)

SQUARE (DIN Type) FUSE LINKS

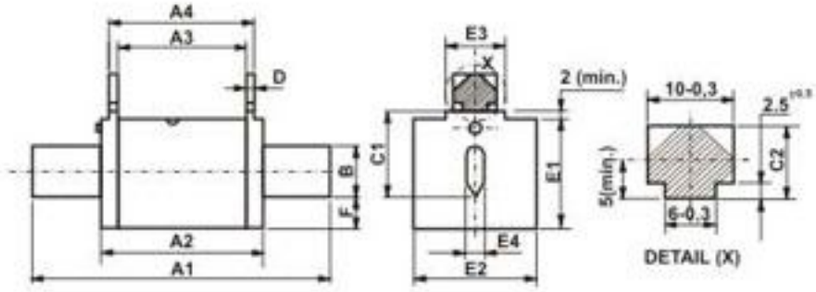

Fuse Size	A1	A2	A3	A4	B	C1	C2	D	E1	E2	E3	E4	F
00	78.5	52.0	45	49.0	15.1	35	9.5	2.0	43.0	28.5	17.0	6.0	11.0
01	135.0	68.9	62	66.8	20.2	40	9.9	2.5	43.0	45.8	20.0	6.0	11.0
02	150.0	70.0	62	66.8	25.1	48	10.0	2.5	57.2	57.0	20.0	6.0	13.0
03	150.0	71.0	62	67.0	32.5	60	10.0	2.5	72.0	72.0	20.0	6.0	16.0

Special Features:

- Strict compliance to performance & dimensional requirement of Indian & International standards IS 13703-1993, IEC 269-1987,BS:88-1988.
- Low power loss ensures cool running & long life.
- High breaking capacity 80KA at 500V (AC).
- Extremely low let through 12t & cut off current at short circuits.
- Positive indication of fuse operation by flag indicator.
- Fully tested & certified at ERDA Baroda / CPRI Bhopal / RTC Mumbai.

HRC FUSE LINKS CYLINDER TYPE
100V / 240V AC/DC.

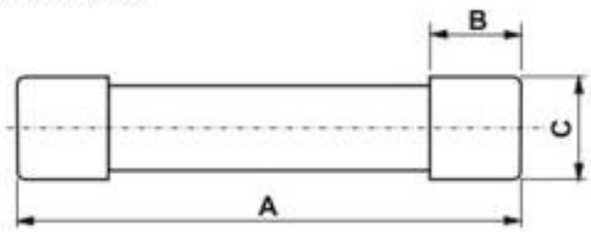

TYPE REFERENCE	RATING	A	B	C
6 X 31.8	1A TO 12A	31.8	6.35	7.5
6 X 24	1A TO 20A	24.0	6.35	5.5
6 X 23	1A TO 20A	23.0	6.35	4.8
8.5 X 38.5	1A TO 25A	38.5	8.5	5.5
10 X 26	1A TO 32A	26.0	10.32	6.4
10 X 38	1A TO 32A	38.0	10.32	6.4
12.5 X 30	1A TO 32A	30.0	12.5	6.4
14 X 51	1A TO 32A	51.0	14.30	9.4
22 X 57	20A TO 60A	57.0	22.23	16.0
30 X 57	60A TO 100A	57.0	30.16	16.0

JAINSON Voltage (Potential) Transformer fuses offer short circuit protection to all types of Voltage transformers. They are designed to take care of Switching transient & to ensure source protection against any type of faults including interturn shorts.

ULTRA FUSES (HT- BOLTED / BS - HRC FUSE LINK)

BOLTED / BS-HRC FUSE LINKS

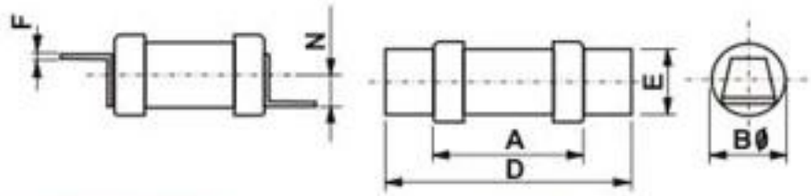

Type reference & ratings	A	BØ	D	E	F
J-NS (0.6A TO 32A)	35.00	14.00	60.00	11.30	0.90

OFF SET TAG HRC FUSE LINKS

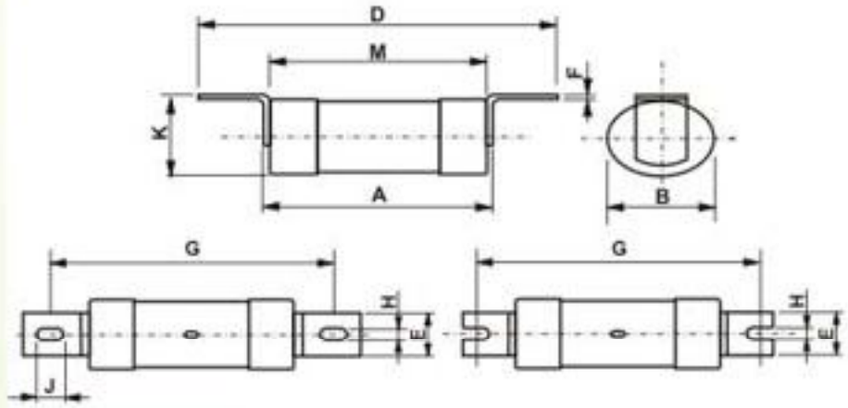

Type reference & ratings	A	B	D	E	F	G	H	J	K
J-TIA(2A to 32A)	55.0	22.5	83.85	8.9	1.2	73.0	5.5	8.2	23.5
J-TIS(35 A to 63A)	55.0	22.5	86.0	8.9	1.2	73.0	5.5	8.2	23.5
J-TCP(80A to 100A)	61.0	26.0	109.0	19.1	2.6	94.0	8.7	11.0	34.4
J-TFP(125A to 200A)	66.0	32.0	110.0	19.1	2.6	94.0	7.1	11.0	34.0

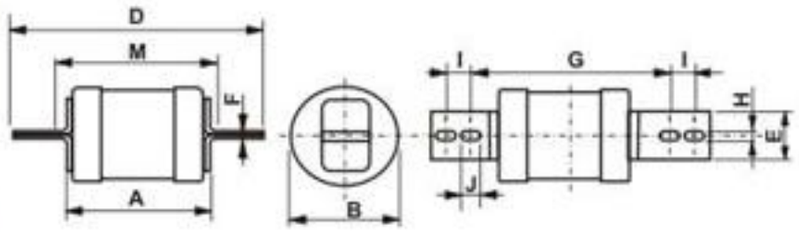

Type reference & ratings	A	B	D	E	F	G	H	J	I
J-TC(80A to 100A)	59.5	26.0	133	19.5	3.2	111	8.7	11.5	-----
J-FC(125 A to 200A)	66.25	32.0	133	19.5	3.2	111	8.7	11.5	-----
J-KF(250A to 315A)	74.0	39.0	133	19.5	3.2	111	8.7	11.5	------
J-TS(400A to 630A)	70.0	42.0	160	25.6	5.0	133	8.7	16.0	------
J-TM(400A to 630A)	78.0	64.0	160	25.6	6.3	133	10.3	16.0	-----
J-LM(400A to 630A)	87.5	75.15	210	25.6	9.8	133	10.3	25.4	25.4

ULTRA FUSES (SQD- KNIFE / DIN HRC FUSE LINK)

CONSTRUCTION OF HRC FUSE LINKS

The fuse link body is made of special steatite, which is resistant To alternating temperatures.

The indicator on the front plate clearly indicated the switching condition. The indicator operates reliably upto a voltage of 10V.

The contact blades are made up of electrolytic copper and are silver Plated. The fuse elements is directly welded to the blades. The simple rugged design of type JT fuse links guarantees reliability even in severe ambient conditions.

TECHNICAL DATA

Din / Knite Type	: 2--800A	BS/Bolted Type	: 2--800A
Cylindrical HTHF	: 2--63A	Rated Voltage	: 415VAC
Conforms		Breaking	
IS	: 13703 Part 2 section 1	Capacity	: upto 80KA AT 415v AC50Hz
IEC	: 269-2		
VDE	: 0636-(part 2)		
BS	: 88		
Class of Operation	: gG		

APPLICATION

Resistance level: Current rating of fuse links should not be less than the full load current of the circuit.

Inductive load : Fuse links should be selected by motors considering starting transients.

Cable protection.	**Motor circuit protection**
Transformer protection	**Capacitor protection**
Semi conductor protection	**Household protection**
Flourescent lighting	**Switch disconnection fuse units**

SALIENT FEATURES

Range 2A to 800A, knife / Din type, BS/Bolted type, HTHF cylindrical type.

Capable of interrupting very high breaking capacity upto 80kA.

Reduced electromagnetic stress as a result of low cut off current to protect device adequately.

Reduced power consumption because of low watt losses.

Suitable for motor starting and switching ON power transformer Due to superior withstand capacity.

Tamper proof characteristic.

Good discrimination between major and minor fuse rating.

For special applications special fuselink characterstics are made availabe.

DOL MOTOR STARTER TYPE : JSP-1

The Motor Starters are designed to meet the stringent requirements of both industrial and agricultural applications. DOL Starters, automatic star delta starters, Manual Star Delta Starters and Reversing Starters are available as standard products mode.

RANGE :

Direct on line starters upto 100HP
Mini starters 1Φ upto 3HP
Mini starters 3Φ upto 10.0HP

SPECIFICATION :

Conforms to IEC:60947-4-1 / IS:13947-4-1

FEATURES :

Protection against overload & single phasing
Wide voltage band coils for agricultural application
Ambient temperature compensated (-5°C to 55°C)
Deep drawn sheet steel enclosure duly phosphatised and powder painted.

DOL MOTOR STARTERS TYPE : JSP-1

In Deep Drawn Sheet Steel Enclosure, Motor Rating AC-3 Duty, 3-PH, 50Hz.

MAX 3O MOTOR OUTOUT @ 415,AC HP	KW	RELAY RANGE 'A'
0.25 - 7.5	0.4 - 5.5	0.6 - 1.0 to 11 - 18
0.25 - 10	0.4 - 5.5	0.6 - 1.0 to 13 - 21

MINI MOTOR STARTERS TYPE : JSP-1

In Deep Drawn Sheet Steel Enclosure, Motor Rating AC-3 Duty, 3-PH.

MAX 3O MOTOR OUTOUT @ 415,AC HP	KW	RELAY RANGE 'A'
0.25 - 2	0.2 - 1.5	0.6 - 1.0 to 11 - 18
0.25 - 7.5	0.4 - 5.5	0.6 - 1.0 to 13 - 21

POWER CONTRACTOR TYPE: JSP1

4-Pole;Without Auxitiary Contacts. (Coil "V" : 220 / 240AC, 360 / 440V AC)

MAX 3O MOTOR OUTOUT @ 415,AC HP	KW	NOMINAL RATING @415V,50Hz
7.5	5.5	16A
10	7.5	20A

BIMETAL OVERLODE RELAYS TYPE: JSP1

RELAY RANGE 'A' 0.6 - 1.0 to 13 - 21

www.jainsonfuselink.com
info@jainsonfuselink.com

FEATURES

This range of 22.5 pushbutton, selectors switches, illuminated switches, illuminated selector switches, and pilot lights have been designed to provide the following salient features:

Economy of space

Aesthetically elegant

Self Wiping Contacts

Larger operating surface than 30.5 series

Robust in material of construction

Simple to fix screw driver is all that is required

Safe in operation

Fixing method unaffected by excessive vibration-unit does not rotate

Very good flame resistance

Protection against electrical shock (unit earthed)

Shrouded terminals

CONTACT ELEMENTS AND PILOT LIGHTS

The contact elements are double break and have self-wiping contacts. The elements are interchangeable and can be stacked without additional hardware. 1 to 6 elements (NO or NC) can be used with pushbuttons and selector switches. For illuminated switches, 1 or 2 elements (NO or NC) can be used.

The pilot lights and illuminated switches are suitable for direct supply through series resistor and diode, using bayonet cap filament bulb type BA9S as follows:

Supply voltage for direct connection without series resistor: 6V 130V

Supply voltage through series resistor: 12V 130V

Supply voltage through series resistor and diode: 230V (Bulb-130V)

For 230V DC supply, correct polarity during installation to be observed

Bulb: Filament, type BA9S with OAL max., 28m

Pilot lights are also available with LED suitable for operating at various voltages.

Both the contact elements and pilot lights are designed to have terminals with combi screws.

The stations are offered in standard cast aluminum enclosures, which are dust and watertight and conform to IP 65 (IEC) and Nema 4X, 12 (UL) level of protection. The stations are available in which various sizes and can be assembled with different types of actuators, with / without terminals, with / without ammeters etc. The stations can be painted with eproxy / enamel paints or powder coated. 1way / 2way pushbutton stations are also available in plastic enclosures having flame retardency properties and these enclosures conform to IP 65 (IEC) level protection.

CONTACT BLOCK RANGE:

CONTACT BLOCK WITH 1 NO ASPER Is1394 PART-5 SEC-1

PUSH BUTTON RANGE:

ONE UNIT
ONE UNIT WITH (STAYPUT)
TWO UNIT
THREE UNIT
FOUR UNIT
SIX UNIT
EIGHT UNIT

PENDENT PUSH BUTTON RANGE:

ONE UNIT SINGLE WAY
TWO UNIT SINGLE WAY
THREE UNIT SINGLE WAY
FOUR UNIT SINGLE WAY
SIX UNIT SINGLE WAY
EIGHT UNIT SINGLE WAY

CONTROL & SIGNALLING DEVICES 22.5O/ (LS SERIES)

PUSH BUTTONS, SELECTOR SWITCHES, LUMINOUS SELECTOR SWITCHES, LUMINOUS SWITCHES, & PILOT LIGHTS WITH BULB & WITH LED ARE AVAILABLE IN CHROME PLATED METAL BEZELS.

THE CONTACT ELEMENT ARE DOUBLE BREAK TYPE & HAVE SELF WIPING ACTION. THE EL. 1 To6 ELEMENTS (NO OR NC) WITH PUSH BUTTONS, SELECTOR SWITCHES & 1 OR 2 ELEMENTS (NO OR NC) WITH ILLUMINATED SWITCHES.

IRON CLAD MAIN SWITCHES

DESIGN FEATURES

The cases & covers are of cast iron. Units are weather proof & dust protected. Mechanism is Positive, Quick make & Quick break mechanism provided. All units are mechanically interlocked to prevent accidental contact of live part.
Adequate space for wiring. Semi pierced knock-out for standard conduiting practices.

FUSES

Switchfuse has facility of interchangeability between HRC or Rewirable fuse carrier for the same fuse base. HRC carrier will accept bolted HRC fuse link to IS: 9224-1979.Fuse base & carrier are made up of finest quality Vitreous Ceramic.

TECHNICAL FEATURES

- Hard bright nickleplated contacts for high conductivity & longer life Full shrouded live parts.
- Cable terminals suitable for accommodating aluminium & copper conductors
- All contacts are prepared from electrolytic copper & extruded brass.

Neutral link can be fitted whenever desired. Link provides isolation.

Action rod no hindrance to cabling. If however necessary single screw removal leads to detachment.

Specification :

Fully tested & approved by RTC

Range :

Switch Fuse : 16A to 63A in SPN / DP Execution
16A to 320A in TPN Execution

AMPS	TYPE
16Amp x 240 V.	I.C.D.P.
32Amp x 240 V.	I.C.D.P.
60Amp x 240 V.	I.C.D.P.
16Amp x 415 V.	I.C.T.P.
32Amp x 415 V.	I.C.T.P.
63Amp x 415 V.	I.C.T.P.

www.jainsonfuselink.com
info@jainsonfuselink.com

SHEET METAL MAIN SWITCHES

A complete range of Switch Fuse units are offered to suit varied power distribution applications.

The Switch Fuse units are suitable for utilisation category AC-22A.

FEATURES :

Switch Fuses :

Side handle operation.

Suitable for surface mounting.

Sheet steel enclosure duly phosphatised and powder painted.

Provision of conduit knockouts and detachable gland plates.

Hard bright nickle plated contacts for high conductivity & longer life.

Fully shrouded live part

Cable termination suitable for accommodating aluminium & copper conductors.

All contacts are prepared from electrolytic copper & extruded brass.

SPECIFICATION :

Fully tested & approved by RTC

RANGE :

Switch Fuse : 16A to 63A in SPN / DP Execution
16A to 320A in TPN Execution

AMPS	TYPE
16Amp x 240 V.	S.M.D.P.
32Amp x 240 V.	S.M.D.P.
16Amp x 415 V.	S.M.T.P.
32Amp x 415 V.	S.M.T.P.
63Amp x 415 V.	S.M.T.P.
100Amp x 415 V.	S.M.T.P.
200Ampx415V.	S.M.T.P.

TIME - CURRENT CHARACTERISTIC (BLADE TYPE)

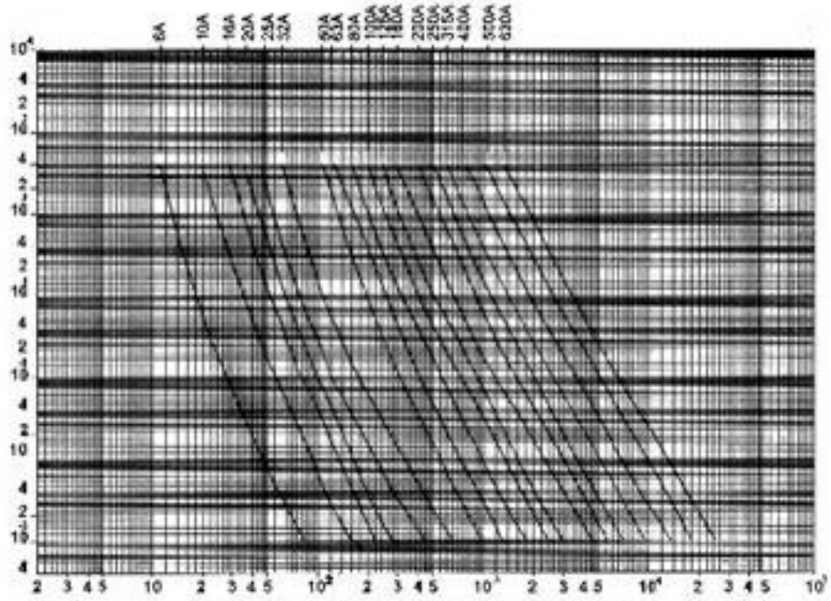
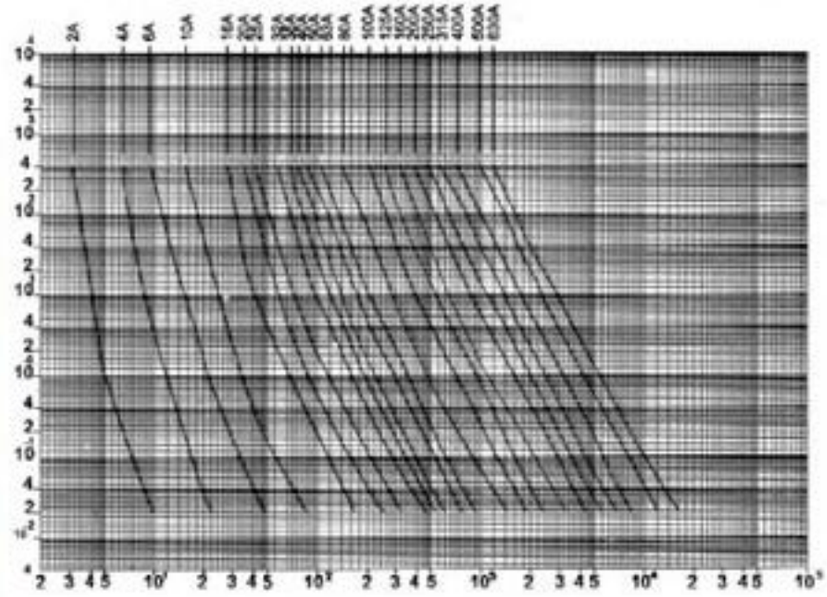
TIME - CURRENT CHARACTERISTIC (BOLTED TYPE)